

681.76462


S5sin

1912

Singer Mfg. Co.

SINGER MACHINE No. 78-1

LOCK STITCH, COMBINED NEEDLE
AND UPPER FEEDS



Machine No. 78-1 has the central bobbin, oscillating shuttle and link take-up; it has a clear space on bed of $10\frac{1}{8}$ inches from needle to base of arm and *is easily capable of a sustained speed of 1600 stitches per minute* in binding, cording, welting and braiding, also straight stitching. It is especially adapted for awnings, mattresses, tents, sails, heavy gloves and mittens, harness and saddlery work, carriage trimming, cushion making, and many other articles in cloth and leather.

This machine has the so called *needle feed* mechanism by which the upper and under pieces of material having uneven or adhesive surfaces are moved forward with exact uniformity, and therefore come out even at the ends, if of the same length; this mechanism consists of the needle and an upper feeding foot acting in unison; in operation, the needle descends into the material, the feeding foot at the same time descending upon the surface of the material, both then move forward carrying the material precisely the length of the stitch desired; the presser foot then descends upon the material and holds it firmly while the needle and feeding foot rise and return to position for the following stitch; there is no under feed and the material moves upon a smooth throat plate.

This machine also has the combined advantages of *alternating pressers* in passing readily over rough, adhesive or uneven surfaces, and of a *needle feed* in turning the material so as to produce stitches of the same length upon short right or left hand curves and straight seams.

ATTACHMENTS

The binders, hemmers, corders, braiders, etc., furnished for use with Machine No. 78-1 are easily fastened in position on the machine so as to secure correct relation to the feeding and lifting presser feet, and these feet are so shaped as to produce the best results in the appearance and durability of the work.

Binders are made as hereafter described and illustrated for use with and upon different materials, for straight or curved edges, and with braid, woven or other binding. The binding is carried evenly on the upper and under sides of the material and the action of the needle and feeding foot prevents it from slipping away from the edge while stitching, causing it to be fastened firmly to the material at the proper distance from the edge.

Perfect parallel cording is produced by the action of the presser feet specified, with or without the assistance of the edge guide; a row of stitching is first made and the action of the feeding foot keeps the cord close up while putting in the succeeding ones.

Hemming in light leather, canvas, or lighter woven fabrics is perfectly done without difficulty, and plain stitching is rapidly performed with stitches that do not vary in length whether on straight or curved seams.


Instructions for Ordering Binding Attachments

It will be noticed in the following illustrations of binding attachments that the binding tube is detachable from the shank, so that tubes can be furnished to order for any width of binding. It is, therefore, absolutely essential when ordering a binding tube or binder, to send with the order a sample of the goods to be bound, showing exactly how the work is to be done; also at least one yard of the binding to be used. Thus the folding tube can be made so as to fit exactly the thickness and width of the binding to be used, and perfect results will be obtained.

C 681.76462

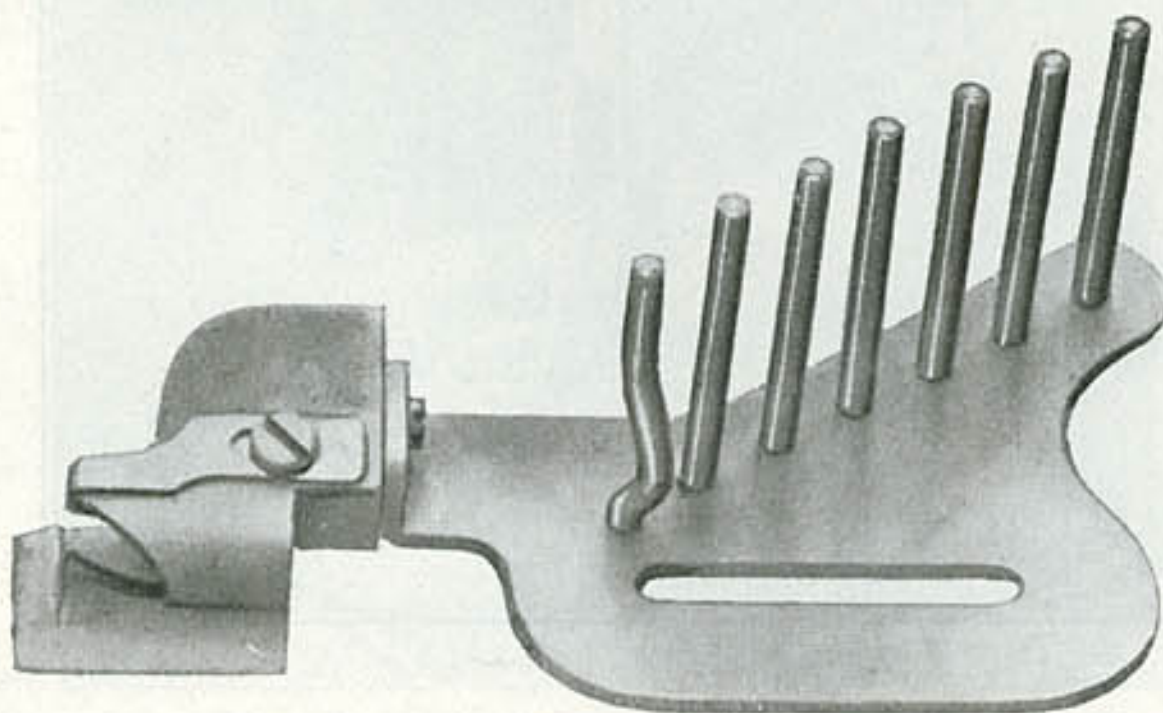
55 sin

1912




Machine No. 78-1. Binding Scalloped Awning. Binder No. 36234 for Awnings and other straight or curved edges. Folder No. 36228, Feeding Foot No. 36232, Lifting Presser Foot No. 36233

The folder for this binder can be furnished for any size of worsted braid regularly manufactured; the sizes used for awning binding are Nos. 49, 53, 65, 73 or 85, and each folder is stamped with the number of the braid for which it is made. Folders of different sizes can be used upon the same shank. If the number of the braid or binding is not known it is necessary, to prevent delay, that a sample of the braid to be used should be sent with the order for the binder.




36234


Binder No. 36234 (Actual Size) for Awnings




Roller Edge Guide No. 36291 for Welting and other work in Heavy
Gloves for Harvesters and others. Feeding Foot No. 37326,
Lifting Presser Foot No. 36253




Suspended Hemmer No. 36259 for Flags and Other Articles. Folder
No. 36257, Feeding Foot No. 37326, Lifting Presser
Foot No. 36249




For Inserting either Cord or Reed in Leather, for Harness Work.
Feeding Foot No. 36282, Lifting Presser Foot with Spring
Guide No. 36283, Roller Guide No. 28658



For Cording in Woven Fabrics. Feeding Foot No. 36260,
Lifting Presser Foot No. 36261.




For Braiding. Braid Guide No. 36273, Feeding Foot No. 36274,
Lifting Presser Foot No. 37330



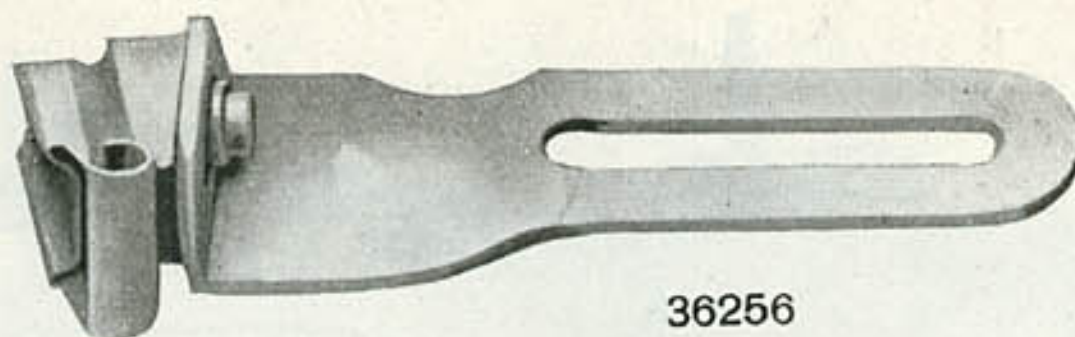
36263

Hemmer on Shank No. 36263 for Hemming Canvas, Enameled Cloth,
Thin Leather, etc. Folder No. 36262, Feeding Foot No. 37326,
Lifting Presser Foot No. 36264



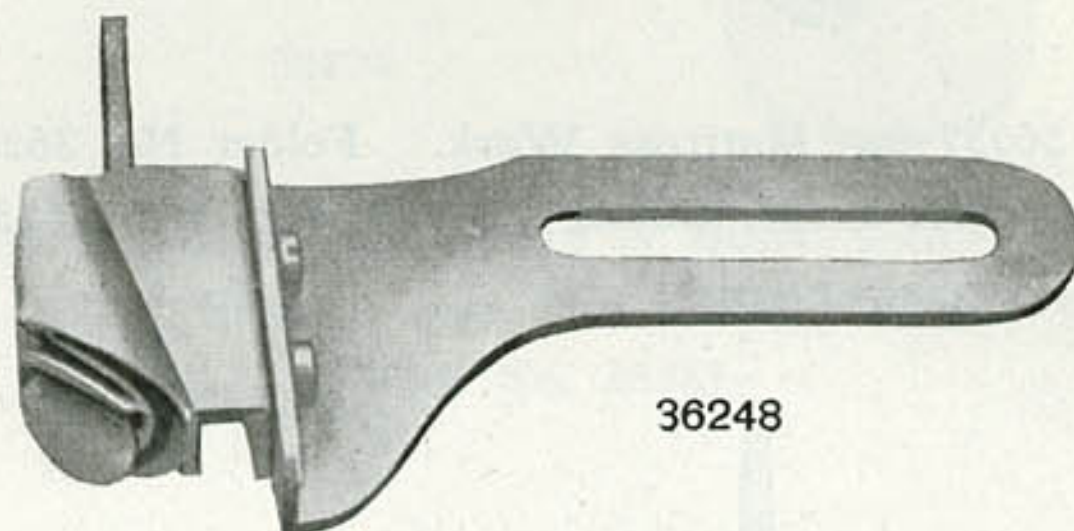
36267

Hemmer on Shank No. 36267 (One-Half Actual Size) for Two to Four Inch
Hems in Light Fabrics. Folder No. 36265, Feeding Foot
No. 37326, Lifting Presser Foot No. 36264




36256

Binder No. 36256 for Binding with Braid for General Work. Folder No. 36254, Feeding Foot No. 37326, Lifting Presser Foot No. 36249




36248

Binder No. 36248 for Bias Binding, turns under Both Edges of the Binding. Folder No. 36247, Feeding Foot No. 37326, Lifting Presser Foot No. 36249




36252

Binder No. 36252 for Bias Binding, turns under the Upper Edge only; used for Suspender Ends, etc. Folder No. 36250, Feeding Foot No. 37326, Lifting Presser Foot No. 36253




36242

Binder No. 36242 for Furniture Slip Covers, etc. Folder No. 36240, Feeding Foot No. 36238, Lifting Presser Foot No. 36239




36237

Binder No. 36237 for Mattress Work. Folder No. 36235, Feeding Foot No. 36238, Lifting Presser Foot No. 36239




36245

Binder No. 36245 for Enameled Cloth for Carriage Curtains, Chair Bottoms, etc. Folder No. 36243, Feeding Foot No. 37326, Lifting Presser Foot No. 36246




36270

Binder No. 36270 for Binding made of Oil Cloth or Light Leather; used for Binding Leather. Folder No. 36268, Feeding Foot No. 36271, Lifting Presser Foot No. 36272




36279

Cushion Corder No. 36279 for Buggy or other Cushions. Cord Guide
No. 36275, Feeding Foot No. 36280, Lifting Presser
Foot No. 36281




36370

Binder No. 36370 for Binding Bed Comfortables. Folder No. 36368,
Feeding Foot No. 36371, Lifting Presser Foot No. 36372




36407

Binder No. 36407 for Binding Two Pieces of Leather with Thin Leather Binding. Folder No. 36406, Feeding Foot No. 37326, Lifting Presser Foot No. 36249



36410

Binder No. 36410 for Binding Ticket Holders with Imitation Leather Binding. Folder No. 36409, Feeding Foot No. 36232, Lifting Presser Foot No. 36233



36412

Binder No. 36412 for General Work, for First Line of Stitching, for Binding with Tape; Lower Part of Binding to Extend Under for Second Line of Stitching. Folder No. 36411, Feeding Foot No. 36232, Lifting Presser Foot No. 36233



Machine No. 78-1 on Stand No. 25265, with Table No. 5412.
End and Back Leaf, Ball Bearing Crank Shaft

The above illustration shows a very convenient and popular form of table for handling large quantities of material in irregular shapes. With leaves down, this table is 38 inches long by 19 inches wide. With leaves up, it is 48 inches long by 25 inches wide, thus affording ample room for easy and convenient handling of this class of work.

Singer Shops for the Manufacturing Trade

Send for Samples of Work to any of the following addresses:

ATLANTA, GA.
66 SOUTH BROAD STREET

BALTIMORE, MD.
106 WEST CLAY STREET

BOSTON, MASS.
128-132 ESSEX STREET

BROCKTON, MASS.
68 CENTRE STREET

BUFFALO, N. Y.
24 ELLICOTT STREET

CHICAGO, ILL.
218 WEST JACKSON BOULEVARD

CINCINNATI, OHIO
113 WEST THIRD STREET

CLEVELAND, OHIO
1225 W. NINTH STREET, N. W.

COLUMBUS, OHIO
117 SOUTH HIGH STREET

DALLAS, TEXAS
1502 ELM STREET

DENVER, COLO.
1602 WELTON STREET

DETROIT, MICH.
250 WOODWARD AVENUE

GLOVERSVILLE, N. Y.
29 AND 31 W. FULTON STREET

HAVERHILL, MASS.
153 ESSEX STREET

INDIANAPOLIS, IND.
126 WEST WASHINGTON STREET

KANSAS CITY, MO.
1209 GRAND AVENUE

LOS ANGELES, CAL.
741 SOUTH BROADWAY

LYNN, MASS.
96 MUNROE STREET

MILWAUKEE, WIS.
62 MASON STREET

MONTREAL, QUEBEC, CAN.
344 NOTRE DAME ST., WEST

NEWARK, N. J.
297 MARKET STREET

NEW ORLEANS, LA.
1011 CANAL STREET

NEW YORK CITY
561 AND 563 BROADWAY

PHILADELPHIA, PA.
924 CHESTNUT STREET

PITTSBURGH, PA.
208 MARKET STREET

PORTLAND, ORE.
402 WASHINGTON STREET

QUEBEC, P. Q., CAN.
63 CROWN STREET

ROCHESTER, N. Y.
132 ANDREWS STREET

SAN FRANCISCO, CAL.
142 FOURTH STREET

SEATTLE, WASH.
1317 THIRD AVENUE

ST. LOUIS, MO.
1507 OLIVE STREET

ST. PAUL, MINN.
29 EAST SIXTH STREET

SYRACUSE, N. Y.
434 SOUTH SALINA STREET

TOLEDO, OHIO
511 ADAMS STREET

TORONTO, ONT., CAN.
10 AND 12 FRONT STREET, WEST

TROY, N. Y.
14 UNION STREET

UTICA, N. Y.
71 GENESEE STREET

VANCOUVER, B. C.
615 GRANVILLE STREET

WINNIPEG, MANITOBA, CAN.
306 MAIN STREET